




Ministère des Affaires Sociales et Actions Humanitaires

KISWAHILI

CRS 1

Cahier de lecture



Édition mars 2017

Chemonics porte la responsabilité du contenu de ce matériel qui ne reflète pas nécessairement les points de vue de l'**USAID** et l'**UKAID** ni ceux des gouvernements des Etats-Unis et du Royaume-Uni.

PRESENTATION DU CAHIER

Le Projet ACCELERE ! sous l'égide de l'USAID, appuie l'Etat congolais dans sa quête d'améliorer la qualité des enseignements-apprentissages, notamment en lecture-écriture dans les premières années de l'école primaire.

ACCELERE ! se propose de faire acquérir aux élèves les compétences de base de la lecture-écriture par le biais de trois langues nationales congolaises : le lingala, le kiswahili et le ciluba.

L'élaboration du livret et du cahier d'exercices de l'élève accompagnés du guide de l'enseignant(e) se fonde sur les découvertes scientifiques les plus récentes dans le domaine mais bien éprouvées et tout à fait fiables.

Ainsi le cahier qui s'inscrit dans le curriculum national congolais est structuré en unités d'apprentissage. Chaque unité d'apprentissage correspond à 1 semaine de 6 jours. Ce cahier est utilisé à la maison. Il permet à l'élève de consolider ses apprentissages de la journée. Chaque unité d'apprentissage comprend 6 pages.

a. Les unités 12, 16 et 24 sont des unités de révisions. Demandez à votre enfant de lire les lettres, syllabes, mots et phrases.

Demandez à l'enfant de lire les mots

Demandez à l'enfant de lire les phrases



Le numéro de l'unité d'apprentissage

Demandez à l'enfant de lire les lettres et syllabes

Demandez à l'enfant de lire les mots


Demandez à l'enfant de compléter chaque mot avec une syllabe



Demandez à l'enfant de lire les lettres et les syllabes

b. Voici quelques consignes pour chaque page des unités 1 à 15 (sauf 12) d'une unité d'apprentissage.

Page 1



← Le numéro de l'unité d'apprentissage

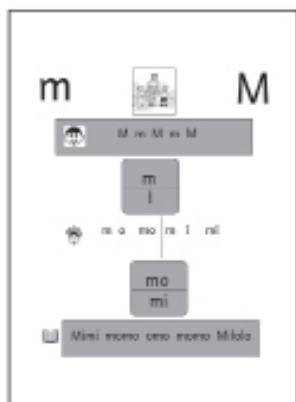
← L'image de l'histoire lue par l'enseignant. Demandez à l'enfant de vous raconter l'histoire. Posez-des questions.

← Case vide : demandez à l'enfant faire un dessin qui se rapporte à l'histoire. Demandez à l'enfant de décrire son dessin.

← Le numéro de l'unité d'apprentissage

← L'image de l'histoire lue par l'enseignant. Demandez à l'enfant de vous raconter l'histoire. Posez-des questions.

Page 2, 3 et 4



Case vide : demandez à l'enfant faire un dessin qui se rapporte à l'histoire. Demandez à l'enfant de décrire son dessin.



← Le mot et l'image du jour

← Demandez à l'enfant de lire les lettres

← Demandez à l'enfant de lire les mots ou phrases

Image qui va avec le texte

Demandez à l'enfant de lire le texte



← Demandez à l'enfant de lire les lettres et les syllabes

← Demandez à l'enfant de lire les mots et les phrases.

← Demandez à l'enfant d'écrire les mots et la phrase.

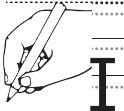
4



I i



I i I i I i



I

i

N n



N n N n N n



n i ni | n i ni



nini ni nini ni



N

n

Ni

A a



A a A a a A



A na Ana

A ni Ani



Ana
nini

Ani
nani

nina
Anani



A

a

na



Nina na Nana.

Nana ni nani?

Nana ni Nina.

Na Nina ni Nana





N a i a A I a n I



na Ina ni Nani Ana



Nina nani Nana Ana
Ani na Nana.



na

ni

Nani

Nina na Nana

5



L I



L I L I L I



l a l a | l i l i



Lili lala analia
nana nililala



L

l

li

E e



E e E e E e



le le | n e ne



Lele ile lala
Lele na nene.



E

e

le

O o



O o O o O o



l o lo | l e le



Lolo Oli ona Ole



O

o

lo



Lolo na Oli.
Lolo ona Oli.



n a E i N l O e



Le na lo Li Le no la



Lili analala
Eli ona Lili analala.



Lolo


Lele

Eli ona Lolo.

6



U u



U u U u U u



l a la | l u lu



Lulu una Ule luna



U

u

nu

K k



K k K k K k



k i ki | k e ke



kule kuku kula
keki lake



K

k

ka

M m



M m M m M m



m a ma | m i mi



Mama Mimi Alama
Amani Mkono



M

m



Kuku

Mama ona kuku.
Lulu ona kuku.
Kuku iko nene.



K k U u M m u m k

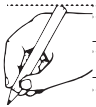


Ka ki mu mi ke mo ko



Mimi keki Miki

Mama ona kuku



Mimi

kuku

keki

Mama ona kuku.

7



D d



D d D d D d



d a da | d u du



Dada
Dido

Duka
Dume

Doa




D

d

da

F f



F f F f F f



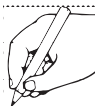
f a fa | f e fe



Fuko
Ulafi

Fiko
Afia

Faida



F

f

fa

B b



B b B b B b



b o bo | b i bi



Bado

Bibi

Buku

Baada

Kubeba.



B

b

bi



Ku mafika

Baba Dido iko ku mafika.
Dada Fifi anatumika
Bibi Fani anafagia.



D d F f B b f d F



De fa bo di Fe Bi ma



Duka Buku Bado



Bado

Mafaa

Buku

Bibi ana mafaa duniani.

8



S s



S s S s S s



s o so | s u su



Sasa Sumu Asali
Sabuni Safi



S

s

se

T t



T t T t T t



te te | tu tu



Tatu Tena Tele
Tuma Toka

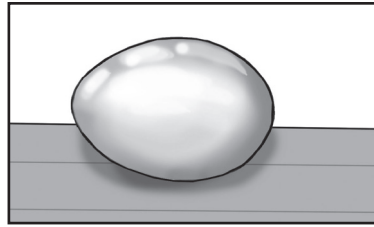


T

t

ta

Y y



Y y Y y Y y



y u yu | y e ye



Yai Yote Yako
Yenu Yao



Y

y

yo



Yai ya Tina

Tina anakula yai.

Seba naye anataka yai.

Lakini yai iliyobaki ni ya tate.



S s T t Y y s t y



Se ta Yo su ye Ti sa



Sanamu Tamani Yoyote

Safi anasukua taa yake.



Sabuni

Toka

yai

Tina anakula yai.

9



P p



P p P p P p



p a pa | p o po



Pia Paka Pale
Pepo Pili



P

p

po

Z z



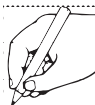
Z z Z z Z z



z a za | z e ze



Feza Kazi Zaidi
Mzee Ziaka




Z

z

za

W w



W w W w W w



w a

w e we



Wao Wali Watoto
Wewe Wote



W

w

wa



Zawadi ananunua kizibao.
Zawadi anasukua kizibao.
Kizibao ni safi sasa.



z w P Z W a M i

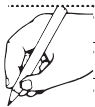


Pa za wo pu Ze wi



Wali Feza Pia

Zawadi anasukua kizibao.




Wote

Kazi

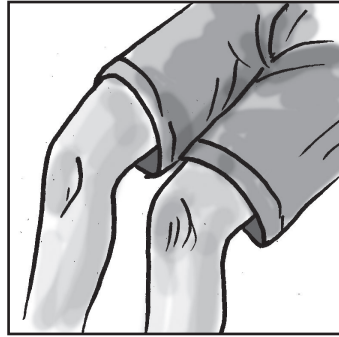
Paka

Kizibao ni safi.

10



G g



G g G g G g



g a ga | g o go



Oga Gani Mhogo
Kupiga Mguu




G

g

go

V v



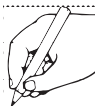
V v V v v v



v a va | v e ve



Vitu Vema Vile
Viti Vidole



V

v

vi

H h



H h H h H h



h a ha | h e he



Hata Hii Hewa
Hiyo Hivi



H

h

hu



Kuku ku kiti.
Kuku inakula.
Kuku inalala.



g v G H h a V i

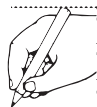


ga Va ho vi Ge Hu



Vitu Miguu Hii

Vava anagusa goti .



Oga

Vema

Hata

Kuku inalala.

11



J j



J j J j J j



j e je | j i ji



Juma Jua
Jana Jibu Jina




J

J

je

R r



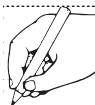
R r R r R r



r a ra | r e re



Karibu Raha Ruhusa
Roza anaruka cuma.




R

r

ro

C c



C c C c C c



c i ci | c e ce



Kacece Cakula Ceko
Ciza Cuma Cawa



C

c

ci



Cakula ya dada Ciza.
Jua iko nguvu sana.





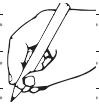
j R c D Z p J C



je ra co Ji Re ci za



Jirani Cui Rehema
Cakula Cama Ceza jamaa
Ciza anakula marakuja.



Jua

c

Ciza

Marakuja ni cakula

Muzuri.

12



N R k t F b
 e j o g c w
 L m s y p r
 h I u z



hi mi su la ve Fu
 ba ci ju wu ne ze
 yo pe ka Ca ro ke ga
 go



Yai

Tabia

Zawadi

Faida

Kabila

Zamani

Lala

Bibi

Feza

komala

Cakula

Cupa



Mavazi imejaa ucafu.

Wewe unaweza kusoma.



R u c b s
Y w t k z



yi fu ca mi pe
se co Fu te vo
Bu lo li la zi
ra he da Ni do
ki fo ju ge ba

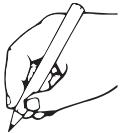


Zawadi Wazo mmoja

Vidudu Baraza

Sabuni Neno Jana

Kazi Faida



we ka so no wa

ma....mo he.....

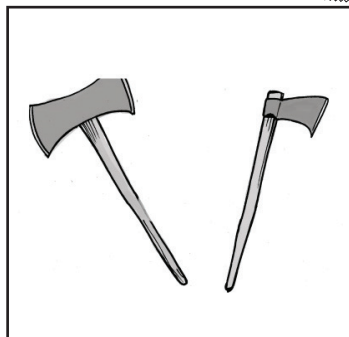
.....lamu we.....

ne.....

13



Sh sh



Sh sh Sh sh Sh



sh a sha | sh u shu




Shauri Shuka Shaka
Sheria Shoka Shada



Shauri

Ninashuka ku shamba.

Ny ny



Ny ny Ny ny Ny ny



ny i nyi | ny e nye





Nyinyi Nyoka Nyama
Nyeusi Nyuki Nyanya



Nyama

Ninakula nyanya.

Ch ch



Mb mb



Ch ch

mb

Mb



ch i chi | mb a mba



Mbiyo

Chura

Mbali

Chombo

Chui

Mbiyo



Mbiyo

Cheti

Nachuma mbegu.



Shaka anapika

Shaka anaenda sokoni.

Anauza nyama na mboga.

Shaka anakamata cheche.

Nyumbani anapiga
chakula.

Hum! Ni tamu!



nya she mbi cho

shi nye mba chu



Nyama Chui Shaka Mbiyo Nyuki
Chui ni nyama kali.
Nyuki inaimba wimbo.



Chui

Mbio

Nyama

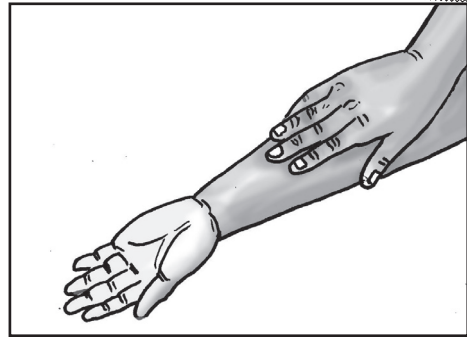
Shaka anapiga mboga.

Chui ni nyama kali.

14



Ng ng



Ng ng Ng ng



ng e nge | ng a nga



Mafungo Unga Mlango
Sungura Ngombe



Ngozi

Ngombe

Feza anaingia.

Mw mw



Mw mw Mw mw



mw o mwo | mw i mwi



Mwili Mwisho Mwitu
Mwaka Kamwe




Mwitu

Mwaka

Mwalimu iko darasani.

Mbw



Nz

mbw

nz

imbwa

nzila



Mbw

mbw

Nz

nz



mbw e mbwe |



Imbwa Nzuri Nzima
kanzu Mutumbwi



nzuri

imbwa

Imbwa iko pembeni.



Mwila anakaa juu ya kiti.
Imbwa hana pembeni.
Mwila anaona mama mzee.
Mwila anasimama.
Mwila anampa mama mzee kiti ile.
Mwila anakamata kiti ingine.
Mwila ana adabu.



mbwa nza mwo ngi

mwa ngo nze nge



kanzu imbwa nzuri Mwaka

Nzuri Mutumbwi nzima

Mwila ana adabu.



mwaka

nzima

Mwila anasimama.

15



Kw kw



Kw kw Kw kw



kw e kwe | kw a kwa



Kwani Kweli
kwao Kwanza




kwamba

kwao

Kwetu ni Kwango

Ngw ngw



Ngw ngw Ngw ngw



ngw o ngwo | ngw i ngwi



Shangwe Jangwa
Jengwa





Shangwe

Jangwa

Nyumba inajengwa.

Nj
nj



Nd
nd



Nj nj

Nd nd



nj i nj i | nd a nd a



ndoto njema
ndogo kuonja njiwa



Njanja

Ndakala

Njiwa inaingia ndani ya nyumba.



Nyumba inajengwa vizuri.
Kandokando kuna bustani ya ndizi.
Kweli wana afia njema
kwani wanakula ndizi.



Kwa nje nga ndo ngwi
kwi nza Nje kwo



Njema	Ndowa	Kweli
Ndani	Kwanza	Njiwa
Ndugu	Jengwa	Njema



Kwanza

Ndani

Safari njema.

16



nya ne ga mba hi Ia jo
 kwe ve Fu ba ndi ci
 wu nzo ze cu mi su
 ngu yo pe mwa Ca ro



Yai Kwanza Bunga
 Nyama Inje Cupa
 Shamba Kabila Ndani
 Komala Mbegu Mwezi



Caki Mbuzi Ngoma
Njiya Imbwa Shati
Nyumba Nzuri Kweli
Kwanzo Bustani Ndogo



Mujomba anaenda
shambani.

Monga ni ndugu wangu.



kwa

nju

nye

ndi

mbo

cu

shi

nge

mwa

nzo



Sheria Ugonjwa

Njiwa

Mwanzo Nyoka

Kweli

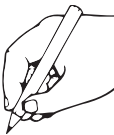
Ndani Mboga

Nguo

Cange



Sheria Coma Njema
Nguvu Ndizi Mbili
Kwaheri Mwalimu
Shangazi Nyasi Nzima



nya mbu ngu nga nde

bu..... mu.....
nya.....ge
.....zi

17

Kijiji ca Paulo



Mapendo ya kijiji 1

1



Paolo ana mapendo ya kijiji cake.

2



Alikusanya vijana wabebe mipango ya usafi.

3



Vijana wengine watafagia mabalabala ya kijiji.

4



Wale hawana wakati watatoa mucango.



Rafiki yangu jina lake....



Paolo ana mapendo ya kijiji cake.
Alikusanya vijana wabebe mipango
ya usafi. Vijana wengine watafagia
mabalabala ya kijiji. Wale
hawana wakati watatoa mucango.




Mapendo ya kijiji 2

1



Vijana wa kijiji walijitolea kutia usafi.

2



Watu wa kijiji kalundu walifurahi na usafi wa Kidima.

3



Mukubwa wa Kijiji alipewa tuzo la ushindi.

4



Vijana walifurahi na tuzo hiyo.



Vijana wa kijiji kutiya

Mapendo ya kijiji 2




Vijana wa kijiji walijitolea kutia usafi. Watu wa kijiji kalundu walifurahi na usafi wa Kidima. Mukubwa wa Kijiji aipewa tuzo la ushindi. Vijana walifurahi na tuzo hiyo.



Handwriting practice lines consisting of multiple sets of horizontal lines with a dotted midline for tracing.

Andika hadisi



18

Muganga Somoni



Sehemu za mwili

1



Mwili wangu una vipande vitatu:
kicwa, kiwiliwili na viungo.

2



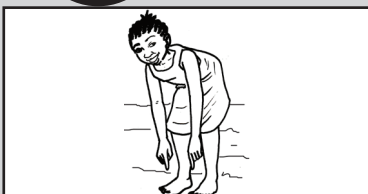
Kicwa kina maco, masikiyo na
kinywa.

3



Kiwiliwili kina mafafa, maini na
matumbo.

4



Viungo vyangu ni miguu na
mikono.



Kicwa cangu kina....

Sehemu za mwili



Mwili wangu una vipande vitatu :
kicwa, kiwiliwili na viungo.
Kicwa kina maco, masikiyo na
kinywa. Kiwiliwili kina mafafa,
maini na matumbo. Viungo vyangu
ni miguu na mikono.



Mafundisho ya muganga

1



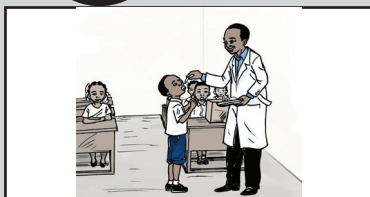
Doti anafasiria wazazi yote anaye jifunza.

2



Leo atawapasha mashauri ya muganga.

3

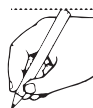


Tunaweza kuepuka magonjwa.

4



Tukisukue meno na muswagi, tukioga mikono na sabuni wala majifu.



Tutaepuka magonjwa na....


Mafundisho ya muganga



Doti anafasiria wazazi yote anaye jifunza. Leo atawapasha mashauri ya muganga. Tunaweza kuepuka magonjwa. Tukisukue meno na muswagi, tukioga mikono na sabuni wala majifu.



Andika hadisi



19

Mucezo ya kabumbu



Micezo zetu

1



Gola na Kabibi wanaceza mucezo wa kuficama.
Gola anaficama.

2



Ana na Olangi wanaceza kange.
Wanaruka, wanatupa mugoo,
wanapiga mikono.

3



Tino na Tina wanafanya mazoezo.
Tina anafanya zoezo ya mikono.

4



Tino anazunguuka fasi moja.
Anapata kizunguzungu.



Gola na Kabibi wanaceza mucezo wa

Micezo zetu



Gola na Kabibi wanaceza mucezo wa kuficama.

Gola anaficama.

Ana na Olangi wanaceza kange.

Wanaruka, wanatupa mugoo,
wanapiga mikono.

Tino na Tina wanafanya mazoezo.

Tina anafanya zoezo ya mikono.

Tino anazunguuka fasi moja.

Anapata kizunguzungu.



Wanatia

Mucezo wa kuficama

1



Benya, Kantu na Samba wanafanya mucezo wa kuficama.
Benya anasema : Mimi nitawatafuta. Muende kujificika.

2



Benya, anafunga meco.
Anaanza kuhesabia: 1, 2, 3, 4, 5, 5, 6, 7, 8, 9, 10.

3



Beya anafungua meco.
Anatufuta warafiki wake.
Kant iko wapi? Samba iko wapi?

4



Anaona Samba, anasema “nakuona Samba”
Anaona Kantu, anasema “nakuona.



Vijana wa kijiji kutiya

Mucezo wa kuficama



Benya, Kantu na Samba wanafanya mucezo wa kuficama.

Benya anasema : Mimi nitawatafuta.

Muende kujificika.

Benya, anafunga meco.

Anaanza kuhesabia: 1, 2, 3, 4, 5, 5, 6, 7, 8, 9, 10.

Beya anafungua meco.

Anatufuta warafiki wake.

Kant iko wapi? Samba iko wapi?


Anaona Samba, anasema “nakuona Samba”

Anaona Kantu, anasema “nakuona.”




Anaanza kuhesabia: 1, 2;

Andika hadisi



Korongo na sungura



Bonobo

1



Bonobo huu jina lake Baraka anapenda kula!

Siku ya kwanza Asubuhi, anakula embe moja ya kabambi.

2



Siku ya pili Asubuhi anakula vitika mbili ya kimanjano.

Siku ya tatu Asubuhi, Baraka anakula mihindi tatu.

3



Siku ya ine Asubuhi, anakula paipai ine na mbegu nyeusi.

Siku ya tano Asubuhi, Baraka anakula avokati tano ya kimajani.

4



Siku ya posho Asubuhi, inakula ndizi sita ya mubici. Siku ya yenga Asubuhi, inakula nanasi saba ya sukari. Anaenda kulala sababu anashiba. Kesho Baraka atakula tena? ★



Baraka anakula tatu.

Bonobo



Bonobo huu jina lake Baraka anapenda kula!

Siku ya kwanza Asubuhi, anakula embe moja ya kabambi.

Siku ya pili Asubuhi anakula vitika mbili ya kimanjano.

Siku ya tatu Asubuhi, Baraka anakula mihindi tatu.

Siku ya ine Asubuhi, anakula paipai ine na mbegu nyeusi.

Siku ya tano Asubuhi, Baraka anakula avokati tano ya kimajani.

Siku ya posho Asubuhi, inakula ndizi sita ya mubici. Siku ya yenga Asubuhi, inakula nanasi saba ya sukari. Anaenda kulala sababu anashiba. Kesho Baraka atakula tena?



Natia kwa muda uliopita



Baraka anatia kitika meza...

Dunia anaandika shairi

1



Dunia anataka kuandika shairi juu ya karamu ya masomo yao. Anaanza kuandika siku ya kwanza. Anaendelea kuandika shairi mpaka siku ya pili.

2




Siku ya tatu, anatafuta kartasi yake sababu aendelee kuandika. Eeeee! Muloko wake aliipasula!

3



Siku ya ine, anapima kuandika tena, Hakumbuki tenan hadisi yake. Siku ya tano, anaona rafiki wake olangi.

4



Siku ya poshi, Olangi anasaidia Dunia. Wanaandika shairi pamoja.



Siku ya ine anapima Tena.

Dunia anaandika shairi



Dunia anataka kuandika shairi juu ya karamu ya masomo yao.

Anaanza kuandika siku ya kwanza.

Anaendela kuandika shairi mpaka siku ya pili.

Siku ya tatu, anatafuta kartasi yake sababu aendelee kuandika. Eeeee! Muloko wake aliipasula!

Siku ya ine, anapima kuandika tena, Hakumbuki tenan hadisi yake.

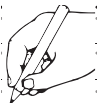
Siku ya tano, anaona rafiki wake olangi.

Siku ya poshi, Olangi anasaidia Dunia.

Wanaandika shairi pamoja.




Dunia anaandika shairi



Dunia anaandika leo.


Dunia a....kandika kesho.

Andika hadisi



22

Miki, paka anatayarisha safari



Vyombo vya kusafiri

1




Mimi na mudogo wangu tunasafiri muji Kinshasa. Tunacukuwa ndege la mabawa kule kiwanja la ndege .

2



Kwa kuenda Shule, tunacukuwa gari. Kila siku ya posho, mimi na mudogo wangu tunanyonga kinga yenye mujomba Moyi alituletea.

3



Wakati tunaceza tunaona pikipiki nyingi. Vijana wanawake na wanuma wanatembeza pikipiki.

4



Tunafurahi kuona vyombo mbalimbali vya kusafiri navyo. Lakini tumaini yetu ni kutembeza ndege la mabawa siku moja.



Napenda kusafiri na,,

Vyombo vya kusafiri



Mimi na mudogo wangu tunasafiri muji Kinshasa. Tunacukuwa ndege la mabawa kule kiwanja la ndege. Kwa Wakati tunaceza tunaona pikipiki nyingi. Vijana wanawake na wanuma wanatembeza pikipiki. kuenda Shule, tunacukuwa gari. Kila siku ya posho, mimi na mudogo wangu tunanyonga kinga yenye mujomba Moyi alituletea. Wakati tunaceza tunaona pikipiki nyingi. Vijana wanawake na wanuma wanatembeza pikipiki. Tunafurahi kuona vyombo mbalimbali vya kusafiri navyo. Lakini tumaini yetu ni kutembeza ndege la mabawa siku moja.



Leo tunacukua ndege la mabawa.

Kesho.....

Kesho.....


Safari

1



Kuna vyombo vingi vya kusafiri. Kuna vyombo vya kusafiri katika barabara ya udongo, reli, maji na pepo.

2



Katika barabara kunakuwa gari, kinga, na pikipiki. Ku njia ya reli tunakua na gari la moshi.

3



Katika njia ya maji tunakuwa na mashua na mutumbwi.

Katika njia ya pepo tunakuwa na ndege nahelicopta.

4



Napenda kusafiri na ndege la mabawa. Napenda kusafiri na gari pia. Sipendi gari la moshi kwa sababu la niogopesha sana. Baba yetu ni mutembezaji wa mashuwa.



Napenda kusafiri na,,

Safari



Kuna vyombo vingi vya kusafiri. Kuna vyombo vya kusafiri katika barabara ya udongo, reli, maji na pepo. Katika barabara tunakuwa na gari, kinga, pikipiki. Ku njia ya reli tunakua na gari la moshi. Katika barabara tunakuwa na gari, kinga, pikipiki. Napenda kusafiri na ndege la mabawa. Napenda kusafiri na gari pia. Sipendi gari la moshi kwa sababu la niogopesha sana. Baba yetu ni mutembezaji wa mashuwa.




Sipendi gari la mashi napenda ndeke la mabao

Andika hadisi


23

Matayarisho ya mapumuziko



Micezo ku uwanda

1




Miezi miwili ya mapumziko, hatukubaki wavivu wala wazembe. Kila siku micezo mbali mbali ilipangwa na waongozi.

2



Mucezo muhimu tulizoea kuceza ni mucezo wa nyayo. Mucezo huu tulikuwa nauceza kila siku ya posho.

3



Matimu zote zinashirikiana. Kitu moja ya samani itaficwa.

4



Kila timu itafata nyayo njiani kwa kuvumbua samani. Timu itayopata samani anafaidi.



Naceza kila siku ya

Micezo ku uwanda



Miezi miwili ya mapumziko, hatukubaki wavivu wala wazembe.

Kila siku micezo mbali mbali ilipangwa na waongozi.

Mucezo muhimu tulizoea kuceza ni mucezo wa nyayo.

Mucezo huu tulikuwa naucheza kila siku ya posho. Matimu zote zinashirikiana. Kitu moja ya samani itaficwa. Kila timu itafata nyayo njiani kwa kuvumbua samani. Timu itayopata samani anafaidi.



Micezo ilipangwa na

Mwisho wa mapumuziko

1



Wakati wa mapumuziko inamalizika!
Juma ijayo tutarudi somoni.

2



Waongozi wamatimu zote
wanashirikiana kwa kutayarisha
karamu ya siku ya mwisho ya uwanda
wamicezo.

3

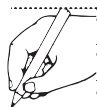


Tutafanya mashindano ya michezo
mbalimbali: mbio, kambumbu, michezo
wa ujuzi.

4



Watafaidi na wasiofaidi wote
watapata zawadi ya mwisho ya
mapumuziko. Kweli! Tulijifunza
michezo mingi wakati wa
mapumuziko.



Nawaza timu.....itashindwa huu
mucezo.....;

Mwisho wa mapumuziko



Wakati wa mapumuziko inamalizika!


Juma ijayo tutarudi somoni. Waongozi wamatimu zote wanashirikiana kwa kutayarisha karamu ya siku ya mwisho ya uwanda wamicezo.

Tutafanya mashindano ya michezo mbalimbali: mbio, kambumbu, michezo wa ujuzi. Watafaidi na wasiofaidi wote watapata zawadi ya mwisho ya mapumuziko. Kweli! Tulijifunza michezo mingi wakati wa mapumuziko.



Handwriting practice lines consisting of multiple sets of horizontal lines with a dotted midline for letter height guidance.

Andika hadisi



Ce Cahier de l'apprenant a été conçu et imprimé grâce à l'appui généreux du peuple Américain et du peuple Britannique, à travers l'Agence des Etats-Unis pour le Développement International (USAID) et le Ministère Britannique de la Coopération Internationale (DFID/UKAID).



USAID
FROM THE AMERICAN PEOPLE



UKaid
from the British people